

# USER MANUAL

## WHAT'S INCLUDED

# MR BEAMS®

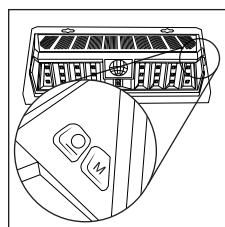

### MB22038 SOLAR WEDGE 80-LED MOTION SENSOR LIGHT

Number of LEDs	Motion Sensing Range (ft.)	Auto Shut Off (seconds)	IP Rating	Optional OFF Switch
80	up to 32	20	IP65	yes

Number of Flashes	Lighting Mode	Lumens
1	GlowMode™ / Motion Activation	5/445
2	Motion Activation	445
3	Dusk to Dawn	145

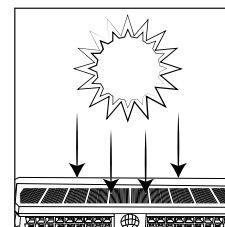
**Note:** Before installation, use the mode button on the side of the unit to set your lighting mode (next to the off button).

## INSTALLATION




1. Select lighting mode.

Note: See chart above.



2. Determine the mounting location. We recommend a mounting height of 6.5-8 feet in an area that receives direct sunlight.



3. Place the light in the desired mounting location and drill the screws through the holes at the top of the light to secure the light into place.

## Customer Support

9 a.m. - 5 p.m. EST

(877) 298-9082

customerservice@mrbeams.com

## Mailing Address

Mr Beams U.S.  
600 Beta Drive, Unit 100  
Mayfield Village, OH 44143

www.mrbeams.com

## 1 YEAR WARRANTY AGAINST DEFECTS

All Mr Beams products are guaranteed against defects in workmanship and materials for 1 year from purchase. Warranties implied by law are subject to the same time period limitation. Some states do not allow limitations on how long an implied warranty lasts, so this time limitation may not apply to you. If the product fails due to a manufacturing defect during normal use, return the product and dated sales receipt to the store where purchased for replacement OR send the product and the dated sales receipt to the address below. Not covered – Repair service, adjustment and calibration due to misuse, abuse or negligence, and consumable parts (including batteries) are not covered by this warranty. Unauthorized service, modification or disassembling this product or any furnished components will void this warranty in its entirety. This warranty does not include reimbursement for inconvenience, installation, setup time, loss of use, postage, unauthorized service, or other products used in conjunction with, but are not supplied by, Wireless Environment. This warranty gives you specific legal rights, and you may also have other rights which vary from state to state.

Register your light to extend your warranty to two years at [mrbeams.com/register](http://mrbeams.com/register)

## TIPS

The solar panel should be kept clean to absorb sunlight effectively. Charge the solar panel for at least 6-8 hours in direct sunlight on a regular basis to fully charge the battery; charge the panel for 2-3 days before first use. Install the light in a location that receives direct sunlight for best performance. The light contains a light sensor that prevents activation in daylight. Seasonal conditions, including snow, extremely cold temperatures, rain and fog can affect the light output. Do not disassemble the product as this can affect the light's weatherproof rating and void the warranty.

**HANDLE WITH CARE.** Product contains a rechargeable lithium ion battery and should be replaced only by an authorized service provider. Do not disassemble, open, crush, bend, deform, puncture or shred battery. Do not modify, attempt to insert foreign objects into the battery, or immerse or expose it to water or other liquids. Do not expose the battery to fire, explosion or other hazard. Only use the battery for the system for which it is specified. Use of an unqualified battery or charger may present a risk of fire, explosion, leakage or other hazard. Do not short-circuit a battery or allow metallic conductive objects to come into contact with battery terminals. Promptly dispose of used batteries in accordance with applicable laws and regulations.