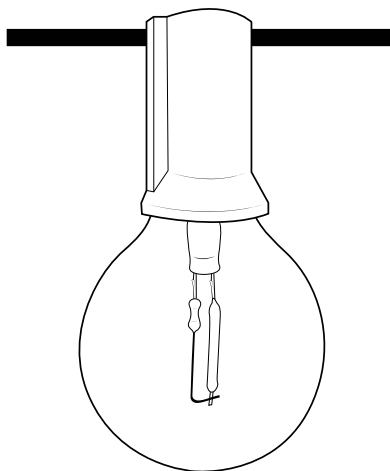


USER MANUAL

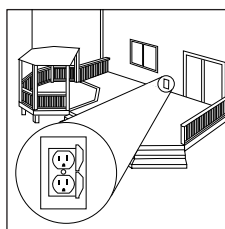


MB10012
LED STRING LIGHTS, G40

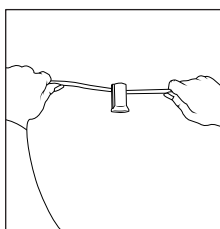


Cord Length	Wattage	Bulb Type	Bulb Base	Dimmable	IP Rating	Operating Temp
25 ft 50 ft	1	G40	E12 / C7	Yes	IP44	-13°F to 140°F

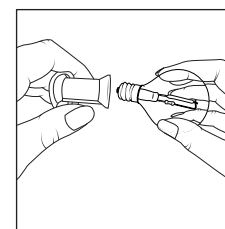
INSTALLATION




1. Identify the desired location within reach of an outlet to mount the lights.



2. Hang the string as desired.



3. Screw the bulbs into the sockets along the cord.*



4. Plug the cord into an outlet to power the lights.

*We recommend hanging the string before connecting the bulbs to avoid any possible damage to the bulbs during the mounting process.

Customer Support

9 a.m. - 5 p.m. EST

(877) 298-9082

customerservice@mrbeams.com

Mailing Address

Mr Beams U.S.
600 Beta Drive, Unit 100
Mayfield Village, OH 44143

www.mrbeams.com

1 YEAR WARRANTY AGAINST DEFECTS

All Mr Beams products are guaranteed against defects in workmanship and materials for 1 year from purchase. Warranties implied by law are subject to the same time period limitation. Some states do not allow limitations on how long an implied warranty lasts, so this time limitation may not apply to you. If the product fails due to a manufacturing defect during normal use, return the product and dated sales receipt to the store where purchased for replacement OR send the product and the dated sales receipt to Mr Beams' mailing address. Not covered – Bulbs are not covered by this warranty. Repair service, adjustment and calibration due to misuse, abuse or negligence are not covered by this warranty. Unauthorized service or modification to this product or of any furnished components will void this warranty in its entirety. This warranty does not include reimbursement for inconvenience, installation, setup time, loss of use, postage, unauthorized service, or other products used in conjunction with, but are not supplied by, Wireless Environment. This warranty gives you specific legal rights, and you may also have other rights which vary from state to state.

Register your light to extend your warranty to two years at mrbeams.com/register

TIPS

Lights can be hung with suspension cables (not included) when mounted to solid support structure, including beams or wall studs. Mount the lights with the bulbs facing down and do not cluster the bulbs. Lights should hang with a minimum of 3 inches from the nearest object.

WARNINGS

Keep away from combustible materials and do not allow the bulbs or sockets to come into contact with walls, ceilings, fabrics, etc. Not intended for installation in ceilings, enclosed spaces or aquariums. Do not overload any socket or string maximum wattage rating.